



Summer Holiday Assignment

Academic Session 2023-24

CLASS – I

Dear Students,

Long summer break is the most enviable part of the school life. It provides time when you get opportunity to spend quality time with your family. As the school closes for vacation, we have planned some activities for you to enhance your learning skills in a fun filled way. Gear up and utilize your time in the best possible manner. Go ahead with some unique fun activities. Let's cheer for the 3R's- Rejuvenation, Relaxation and Rebonding! Here are few tips you may follow:

- ✓ Appreciate Nature - Go for long walks in a park or garden with your family and friends.
- ✓ Good manners are the key - Respect your parents, grandparents and all elders. Use three magical words (Sorry, Please and Thank you).
- ✓ Stay Fit, Stay Healthy - Play your favourite game / sport regularly.
- ✓ Learn about our Heritage – Find some time to visit museums and monuments. Read about them.
- ✓ Save Nature – Contribute to save our precious environment. Minimize the wastage of resources like water, fuel and electricity.

GENERAL GUIDELINES

- The holiday homework is an integrated assignment.
- Assignments are to be done in scrapbook.
- The cover page should contain the following details
 - Name
 - Class
 - Section
 - Roll No.
 - Subjects integrated
 - Date
- The students need to follow the procedure as instructed in the respective assignments.
- Apart from the integrated assignments, copy work / worksheets are also part of the Holiday Homework.
- Homework to be done under Parent's supervision.
- All holiday homework to be submitted on 5th June, 2023.
- Submission of assignments are mandatory for all the students.

The assignments will not only enable you to recapitulate what was taught but will also help you to connect yourselves to the various learning processes.
Have a great Summer Vacation!

Subjects Integrated: English, Second Language (Hindi & Bengali), EVS.

TOPIC- "Rhyming words with Living things & Non-living things."

Materials required-

- Pictures of living and non-living things.
- Scrapbook
- Pencil and crayons
- Glue

Instructions (Things you need to do):

- The weather is getting warmer, the days are getting longer, and summer is here. It is the time to relax and indulge in activities that are enjoyable and at the same time edifying.

1. Collect the names of 15 living things outside your home and write them in your scrapbook. Paste or draw a small picture of that. After that write the rhyming words of the words that you have collected.



2. Next, collect the names of 15 non-living things inside your house and write it in your scrapbook. Paste or draw a small picture of that. Then write the rhyming words of those words as well.

Rhyming words के अंत में हिंदी वर्णमाला के जिस अक्षर का उच्चारण होगा, बचते उस अक्षर को लिखेंगे। जैसे-

Rhyming words এর শেষে বাংলা বর্ণমালার যে অক্ষরটির উচ্চারণ হচ্ছে সেই অক্ষরটি লেখো। যেমন -

For example –

Living things outside our house.

1. Cow - wow - अ / अ
2. Tree - free - इ / इ



Non-living things in our house-

1. Mat - hat - ट / ट
2. Pan - can - न / न

- 2nd Language Hindi students will write the Hindi last sound and Bengali students will write the Bengali sound.

SAMPLE (PAGE 1)

LIVING THINGS

Living things outside our home.




tree - free - ड़ / ड़े

SAMPLE (PAGE 2)

NON-LIVING THINGS

Non - Living things inside our home.



Mat - hat - ट / ठे

Learning outcomes:

- The students will get aware of their surroundings.
- They will also learn about new rhyming words.
- They will learn different vowels, and consonant sounds in their second language.
- It will enhance their writing skills.



Criteria for evaluation:

- Presentation of the work should be neat.
- Pictures can be hand drawn or paper cut-outs.
- Proper borders are to be given.
- The work should be colourful.
- The Scrapbook should contain a cover that should be decorated.



Subject: Number Work

Students will be solving the printed worksheets provided by the school.



ASIAN INTERNATIONAL SCHOOL

Holiday Home work

Class: I

Subject: NUMBER WORK

Name _____

Sec. _____

Date: _____

1. Arrange the numbers in ascending order:

a) 11, 16, 9,



b) 19, 21, 5,



c) 35, 46, 17





ASIAN INTERNATIONAL SCHOOL

Holiday Home work

Class: I

Subject: NUMBER WORK

Name _____

Sec. _____

Date: _____

2. Write the number names:

a) 36



b) 51



c) 65



d) 15





ASIAN INTERNATIONAL SCHOOL

Holiday Home work

Class: I

Subject: NUMBER WORK

Name _____

Sec. _____


Date: _____

3. Put the correct signs ($>$ $<$ or $=$) inside the apple:

a) 53  13

b) 27  7

c) 12  33

d) 11  11





ASIAN INTERNATIONAL SCHOOL

Holiday Home work

Class: I

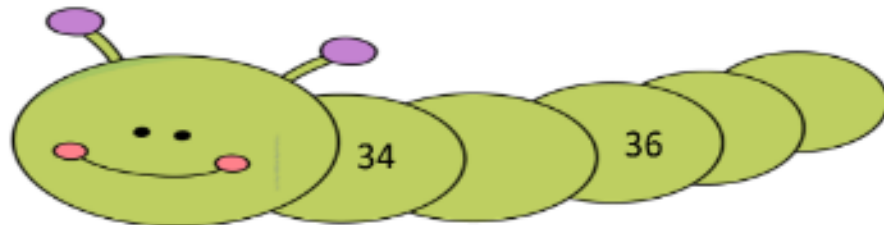
Subject: NUMBER WORK

Name _____

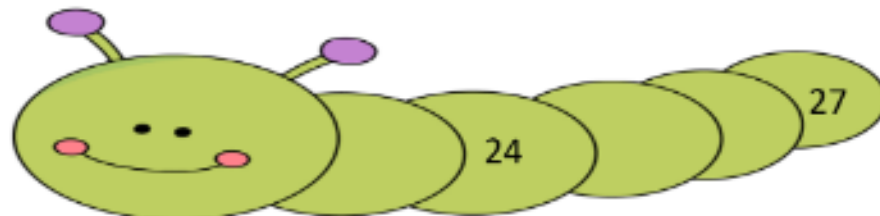
Sec. _____

Date: _____

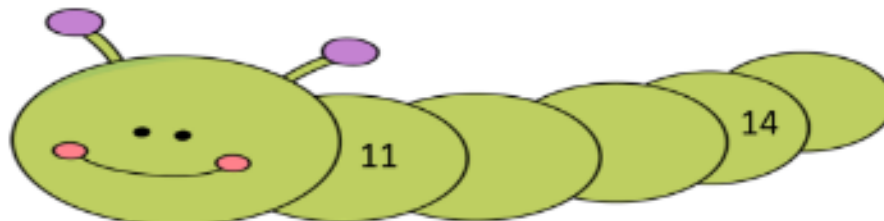
4. Write the missing numbers inside the caterpillar:



a. _____



b. _____



c. _____





ASIAN INTERNATIONAL SCHOOL

Holiday Home work

Class: I

Subject: NUMBER WORK

Name _____

Sec. _____

Date: _____

5.Fill in the blanks with before and after numbers on the umbrella:



a.



b.



c.



d.





ASIAN INTERNATIONAL SCHOOL

Holiday Home work

Class: I

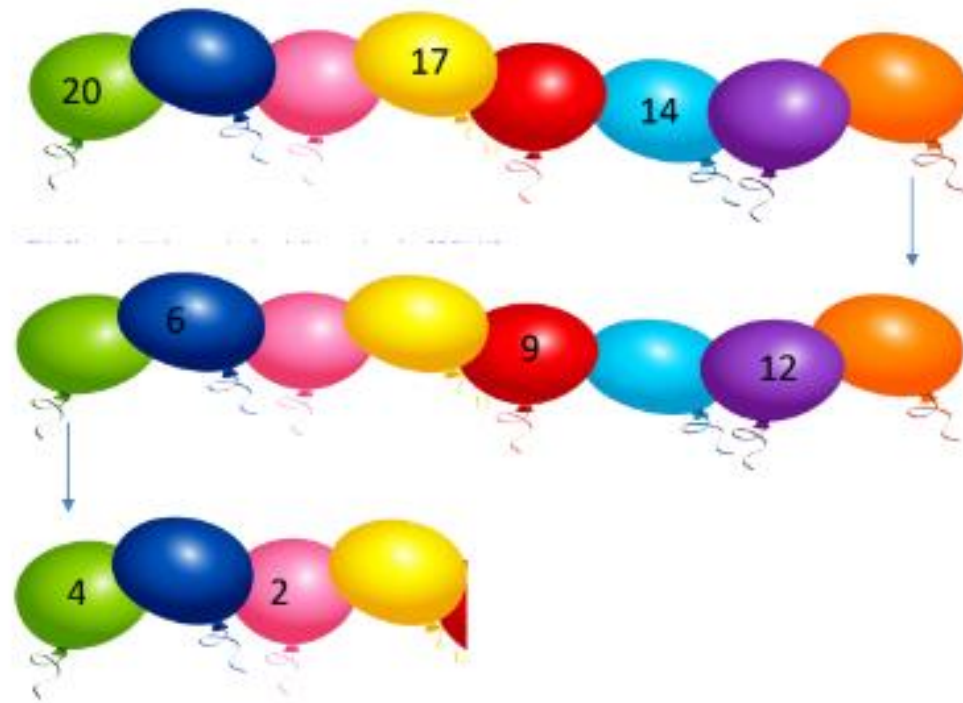
Subject: NUMBER WORK

Name _____

Sec. _____

Date: _____

6. Follow the pattern and write the backward counting(20-1):





ASIAN INTERNATIONAL SCHOOL

Holiday Home work

Class: I

Subject: NUMBER WORK

Name _____

Sec. _____


Date: _____

7. Add the numbers:

a)    +  = _____

b)     +   = _____

c)   +    = _____

d)   +   = _____

e)     +  = _____





ASIAN INTERNATIONAL SCHOOL

Holiday Home work

Class: I

Subject: NUMBER WORK

Name _____

Sec. _____

Date: _____

8. Answer the questions given below:

Circle the correct number of objects:

Circle 13 hearts




Circle 6 stars



Circle 11 notes



Circle 19 drops





ASIAN INTERNATIONAL SCHOOL

Holiday Home work

Class: I

Subject: NUMBER WORK

Name _____

Sec. _____









Date: _____

9. Answer the following questions:

Fill the ten frame







How many hotdogs are still needed to make 10 ? (Circle the correct number).



1	2	3	4	5
6	7	8	9	10

How many toy-cars are still needed to make 10 ? (Circle the correct number).






1	2	3	4	5
6	7	8	9	10

How many cakes are still needed to make 10 ? (Circle the correct number).

1	2	3	4	5
6	7	8	9	10

How many books are still needed to make 10 ? (Circle the correct number).

1	2	3	4	5
6	7	8	9	10



Enjoy the Summer

